



Agenda

- f Handout Updates
- f Boundary / Development Dashboard
- f Attendance Matrix Reports
- f KUSD Program Summary
- f Functional Capacity Update
- f Priorities and Parameters
- f Community Feedback Sessions
- f Timeline Updates



Handout Updates for Binders

*f*Input & Decision Matrix, Section 1

*f*Attendance Matrix Reports, Section 3

*f*Functional Capacity, Section 3

*f*Busing Summary, Section 4,

- swap out (due to 2 minor corrections)

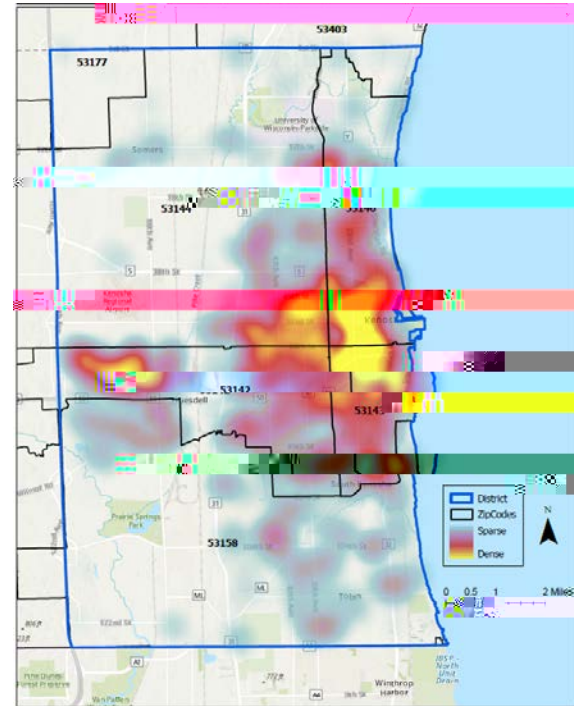
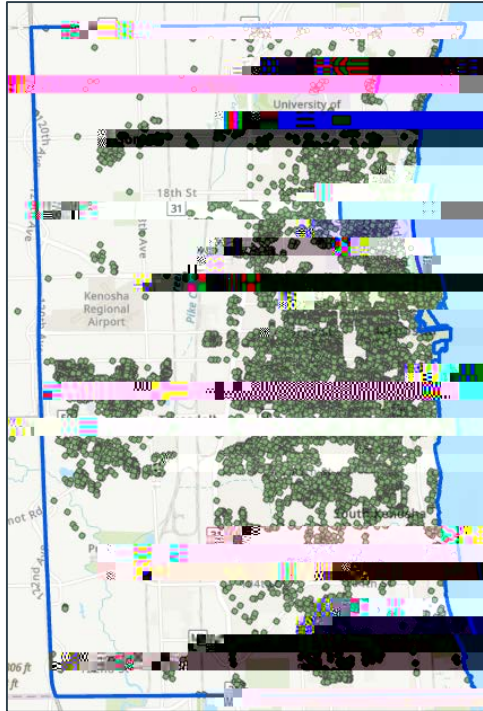
*f*KUSD Program Summary, Section 7

*f*Green Bay Article example, Section 9

*f*School Board August 22, Slide Deck, Section 10




KUSD Enrollments: Geocoded With Density







KUSD Boundary: Study Areas





School Utilization Update

f School building **location capacity** based on full instructional room utilization. Provided in prior reports, typically 25 students/room.

f School **functional capacity** based on current instructional rooms and modified use and/or identified need.

f Example below: An elementary school converts three rooms into a computer lab, a reading intervention pull-out room, and a sensory room.

Enrollment	Instructional Rooms	Capacity	Utilization
308	18	450	68.4%
308	15	375	82.1%

THANK YOU

Any questions?



KENOSHA UNIFIED SCHOOL DISTRICT